

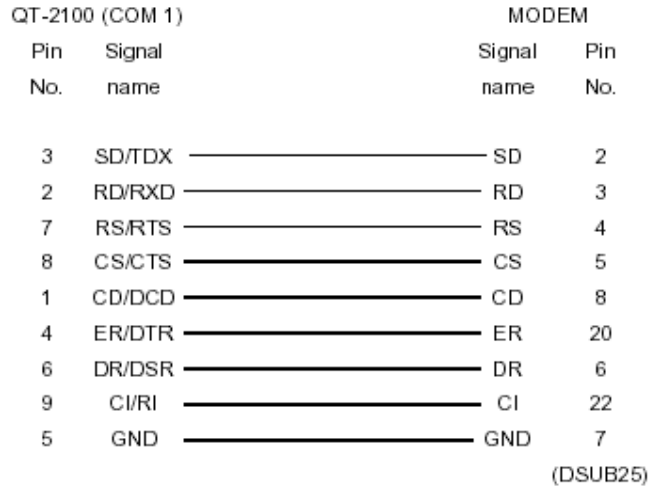
WIRING DIAGRAMS

March 2004

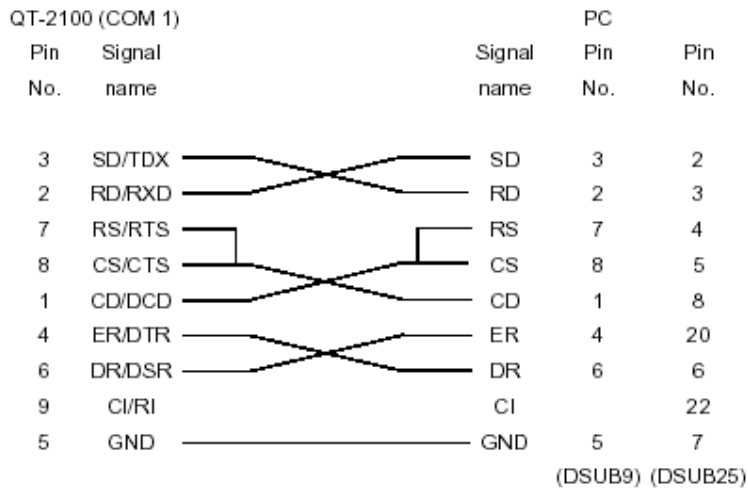


Wiring Diagrams

CASH REGISTER TO MODEM



CASH REGISTER TO PC



**QT-2100/TE-8000/8500/TE-4000/4500
To Printers TM-88 / TMU-210/220 / SP-1300**

Printer Cable Wiring Diagram

D Sub 9 Pin Female

3 TXD

6 DSR

8 CTS

2 RXD

4 DTR

FG

5 SG

D Sub 25 Pin Male

RXD 3

DTR 20

RTS 4

TXD 2

DSR 6

FG

SG 7

In-Line cabling configurations

7. IN LINE

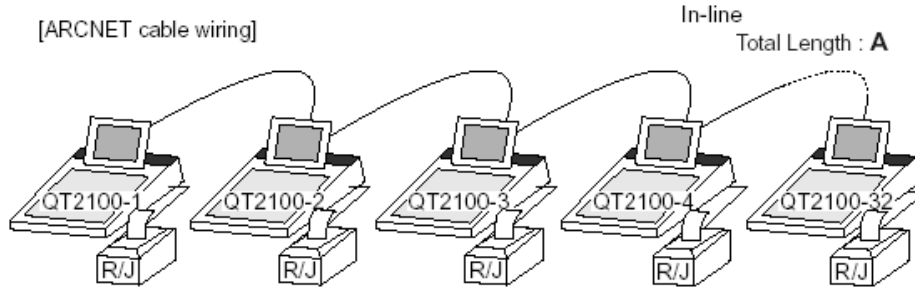
■ There are two types for IN LINE; CATEGORY5A and ARCNET.

7-1. ARCNET

① ARCNET connection diagram

The maximum ARCNET cable length and the maximum connection unit will be varied by the in-line communication speed as shown below list.

[ARCNET cable wiring]

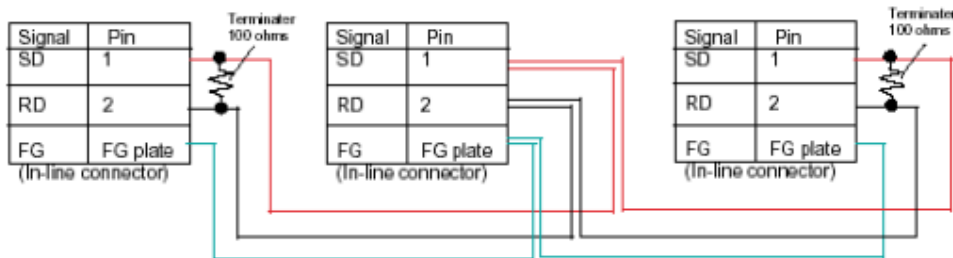


Note: When the cluster has more than 8 QT-2100 terminals, all printer should be local printer. When the cluster has less than or equal to 8 QT-2100 terminals, remote printer is allowable.

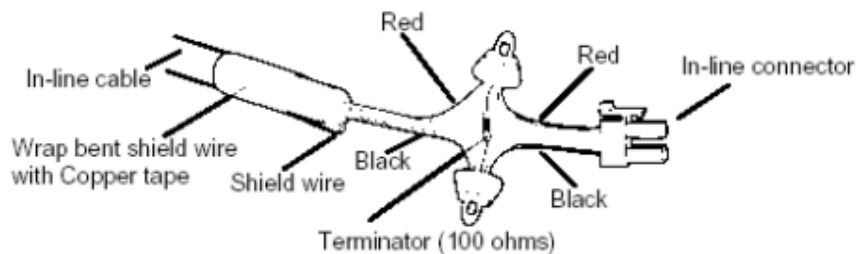
ARCNET communication speed (Baud rate)	Maximum connection unit	Maximum cable length A (m)
312.5 K bps	20	430
156.25 K bps	32	890

Casio In-line style of cabling

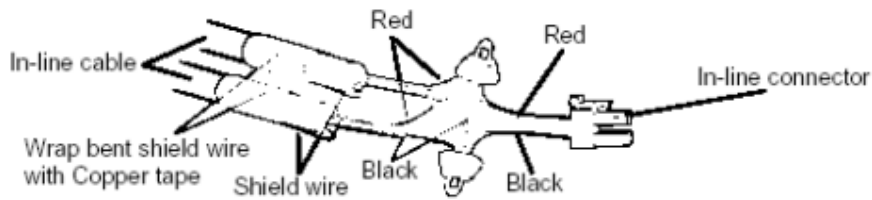
③ ARCNET Cable connection diagram



[Connection end of ECR]



[Connection between ECR and ECR]



Cat 5

7-2. LAN (CATEGORY5)

① Restrictions

- Maximum number of units that can be connected is 32.
- HUB and router cannot be connected.
- With ARCNET simultaneous use impossible.
- Minimum cable length between units is 5 meters.

Maximum total length of the cable

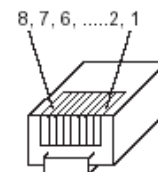

4 units : 450m
8 units : 420m
32 units : 230m

② APPLICATION

- Auto PGM
- Sales Data Collection
- Shared Check Tracking
- Shared Printer
- IPL



LAN CABLE

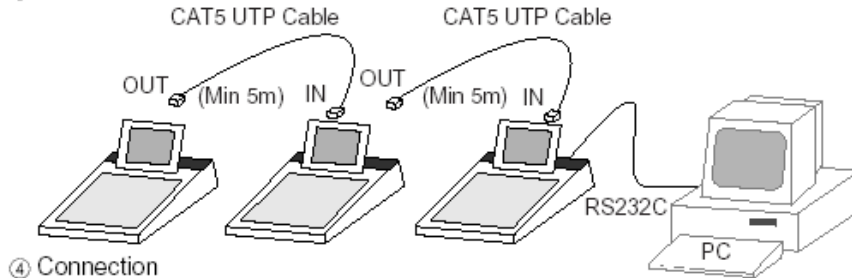


NOTE:

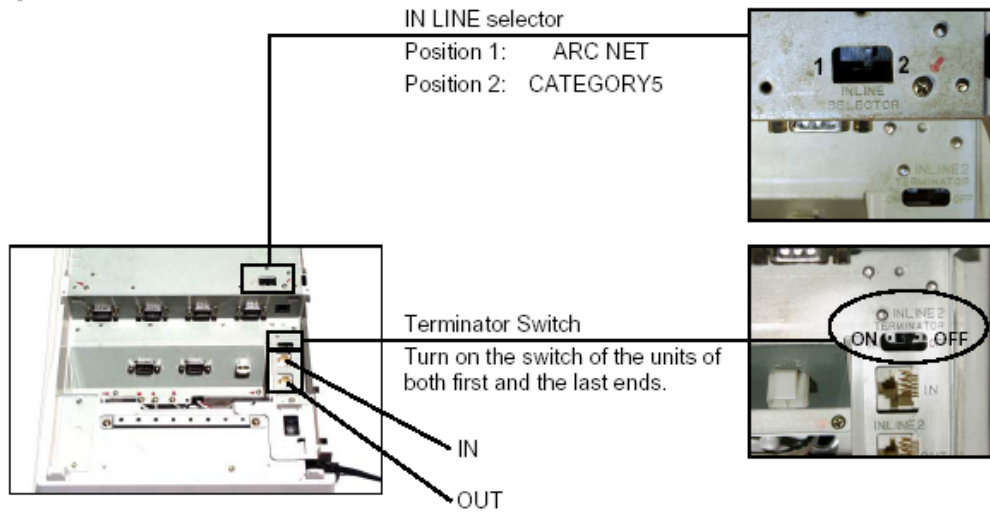
- 1) The power of all units which share the network must be turned on.
If even one of them is OFF, normal communication cannot be done.
If any of the units has a failure and its power is turned off, remove the unit from the network.
- 2) Communication speed of the category 5 is fixed 312.5kbps.

Internal Terminator switches used for Cat-5 Configuration

③ BLOCK DIAGRAM



④ Connection



Recommend In-Line Cables

Casio In-Line part codes

② In line cable, Connector, and Terminator

ARCNET cable

Code No.	Parts name	Specification
1904 4023	In-line cable	IPEV-SLA0.5x1P

ARCNET connector(ECR side)

Code No.	Parts name	Specification
3540 3924	In-line connector kit	XLP-KIT-2

Terminator

Code No.	Parts name	Specification
2600 2516	Carbon film resistor	R-25-100-J

Twin Axial Screened Cable 78 Ohm

Back to: [All Products](#) | [Datacommunications](#) | [Brand Name Search](#) | [RS](#) | [Cable - Shielded Twisted Pair](#)



Quick Tip
Click on the picture or this icon to see a better quality image of this product

Sold in reels

reel length	reel wt (kg)	stock no.	price per reel
Order 100 m	6.5		1-9 10-19
		367-965	£69.74 £63.63
Order 500 m	33.0		1-4 5-9
		368-328	£331.63 £302.62

[Tech. Info.](#)

(September 2003 Catalogue page 1-298)

not available by timed delivery options.

Cables designed to meet the special requirements of high speed data transmission systems associated with data processing or information systems; also for process and control applications.

WARNING: These cables are not to be regarded as power cables or cables for the direct connection of equipment to mains power supplies.

A single twisted pair of 7/0.32 mm tinned annealed copper conductors insulated with polythene. The twisted pair is screened by a tinned annealed copper braid and covered with a blue PVC outer sheath. UL style 2092.

technical specification

Characteristic Impedance	78Ω		
Capacitance	65pF/m		
Attenuation (per 100m)	1MHz	10MHz	50MHz
	2dB	6.9dB	16.4dB
Temperature range	-30°C to +70°C		